

Temperature Compensated Crystal Oscillator (温补振荡器) - K(V)T08CS


Feature 特征

- Frequency Stability reaches 0.5ppm -20~70°C 频率稳定度可达到 0.5ppm

Applications 应用

- Time benchmarking, mobile devices, wireless communications, precision meters, intelligent monitoring, etc. 时间基准, 移动设备, 无线通讯, 精密仪表, 智能监控等

RoHS
Compliant
KOAN



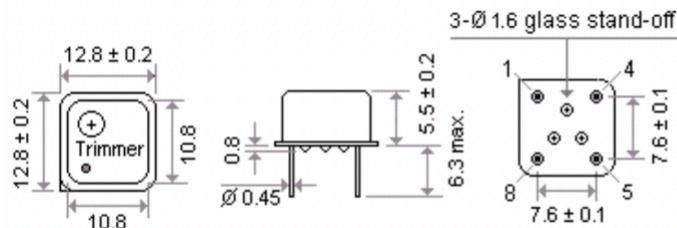
General Specifications 规格参考

PARAMETER	性能参数	TCXO: KT08CS, VCTCXO: KVT08CS	
Frequency Range	频率范围	6.4~40.0MHz	
Supply Voltage	工作电压	+3.3V(±10%)	+5.0V(±10%)
Output Level	输出电平	0.8V p-p min.	
Output Logic	输出波形	Clipped Sine	
Output Load	输出负载	10KΩ//10pF	
Initial Calibration Tolerance	调整频差	<±1ppm at +25°C with trimmer 机械调整 <±2ppm at +25°C without trimmer 电压调整	
Current Consumption	工作电流	2.5mA max	
Frequency Stability 频率温度稳定度 VS			
Aging	老化率	±1.0ppm/year max	
Voltage Change	电压变化	±0.2ppm max for ±5% input voltage change	
Load Change	负载变化	±0.2ppm max for ±10% load condition change	
Reflow (SMD type)	回流焊 (SMD)	±1.0ppm max. 1 reflow and measured 24hs afterwards	
Control Voltage Center	中心控制电压	1.5V±1.0V	
Frequency Deviation Range	电压调整	±5ppm min.	
Input Impedance	输入电阻	1.0MΩ min.	
Modulation Bandwidth	调制宽带	3KHz min.	
Phase noise	相位噪声	-80@10Hz (13MHz)	
Linearity	非线性误差	±10% max.	
Start-up Time	起振时间	2.0ms typ. 5.0ms max.	
Storage Temperature Range	储存温度范围	-55°C~+125°C	

Frequency Stability 温度频差 VS Operating Temperature Range 温度范围						
Temp. Code	Temp.\ppm	±0.5	±1.0	±2.0	±3.0	±5.0
B	-20~70°C	○	○	○	○	○
C	-40~85°C		○	○	○	○
D	-20~105°C			○	○	○
E	-40~105°C				○	○
F	-55~105°C					○
G	-20~125°C					○

NOTE: Please consult for other specifications 若有其它规格需求请告知

Outline Dimensions (Unit: mm) 外形尺寸

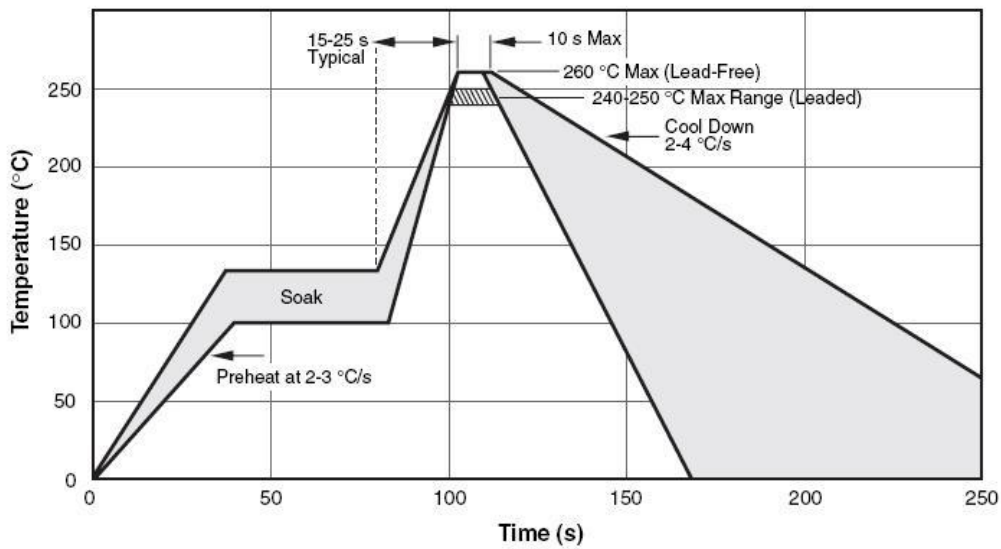


Pin	Connection
#1	Control voltage for VCTCXO No connection for TCXO
#4	Ground
#5	Output
#8	Supply Voltage

Part Number Guide 产品编号

KT08CS	-	10.000	-	33	-	C	-	03	-	NS
↓		↓		↓		↓		↓		↓
型号	-	标称频率	-	工作电压	-	工作温度	-	温度频差	-	特殊要求
'K(V)T':产品系列 KT: TCXO KVT: VCTCXO '08':封装尺寸 'CS':输出波形 Clipped Sine		(In MHz)		33=3.3V 50=5.0V		B: -20~+70°C C: -40~+85°C D: -20~+105°C E: -40~+105°C F: -55~+105°C G: -20~+125°C		A5 = ±0.5ppm 01 = ±1.0ppm 02 = ±2.0ppm 03 = ±3.0ppm 05 = ±5.0ppm		'NS':特殊要求

Wave Solder Profile 波峰焊



Average Ramp-up Rate	升温速度	~200°C/Second
Heating Rate during preheat	预热速度	1~2°C/second typical; 4°C/second max
Final Preheat Temperature Ts	最终预热温度	~130°C
Peak Temperature Tp	最高温度	260°C
Time within +0°C/-5°C of actual temperature tp	实际温度时间	10 seconds
Ramp-Down Rate	降温速度	5°C/second max